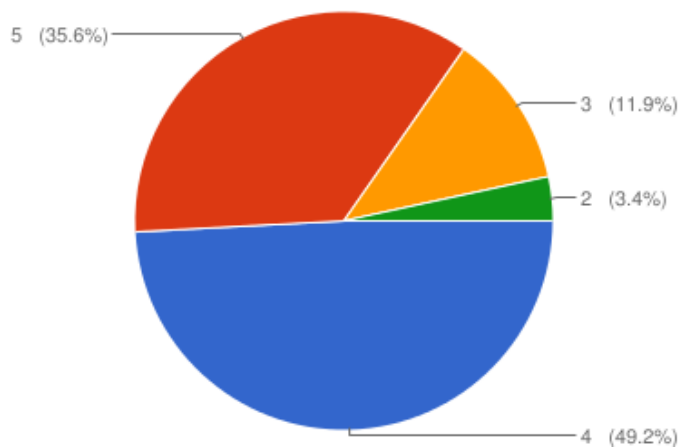


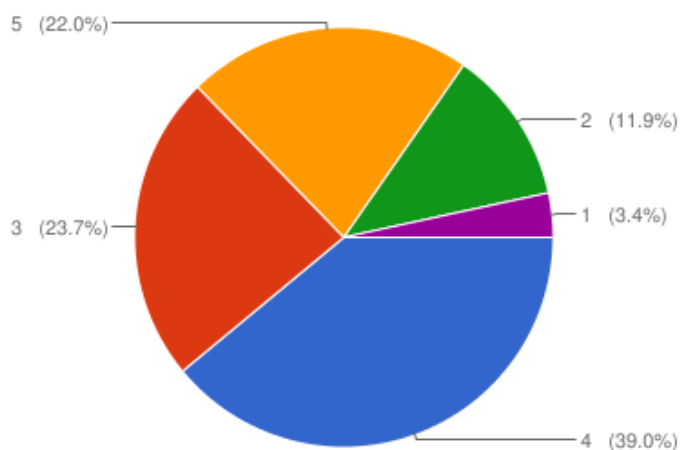
1. SUHTED KOOLIS Palun vastake skaalal: 1 - ei nõustu üldse ja 5 - nõustun täielikult

1.1. Õpilaste ja õpetajate vahel on head suhted



| variant | n | % |
|---------|----|------|
| 4 | 29 | 49.2 |
| 5 | 21 | 35.6 |
| 3 | 7 | 11.9 |
| 2 | 2 | 3.4 |
| 1 | 2 | 3.4 |
| kokku | 59 | |

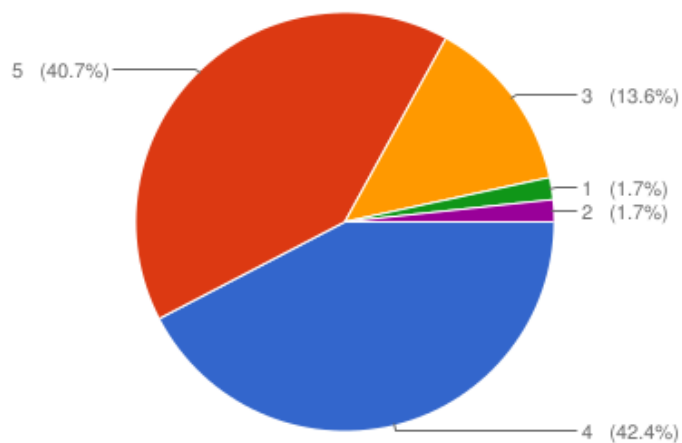
1.2. Koolis ollakse sallivad kõigi suhtes



| variant | n | % |
|---------|----|------|
| 4 | 23 | 39.0 |

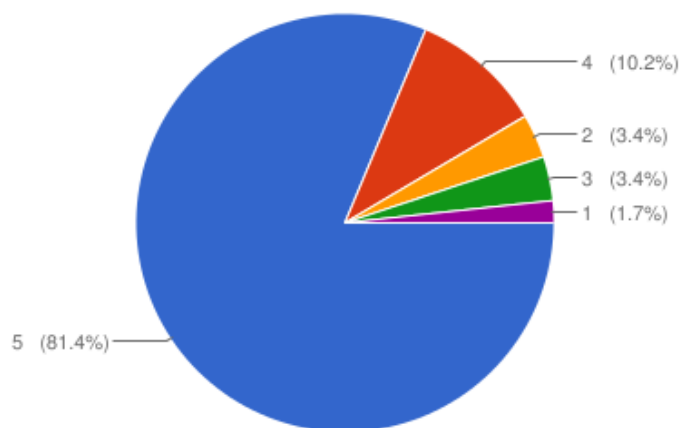
| | | |
|-------|----|------|
| 3 | 14 | 23.7 |
| 5 | 13 | 22.0 |
| 2 | 7 | 11.9 |
| 1 | 2 | 3.4 |
| kokku | 59 | |

1.3. Õpetajate käitumine on õpilastele eeskujuks



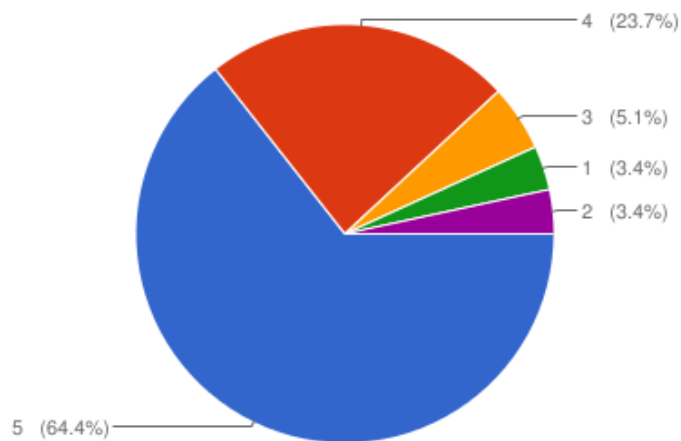
| variant | n | % |
|---------|----|------|
| 4 | 25 | 42.4 |
| 5 | 24 | 40.7 |
| 3 | 8 | 13.6 |
| 1 | 1 | 1.7 |
| 2 | 1 | 1.7 |
| kokku | 59 | |

1.4. Klassijuhataja on mu lapse jaoks vajadusel olemas



| variant | n | % |
|---------|----|------|
| 5 | 48 | 81.4 |
| 4 | 6 | 10.2 |
| 2 | 2 | 3.4 |
| 3 | 2 | 3.4 |
| 1 | 1 | 1.7 |
| kokku | 59 | |

1.5. Lapse tegemisi ja kordaminekuid märgatakse koolis

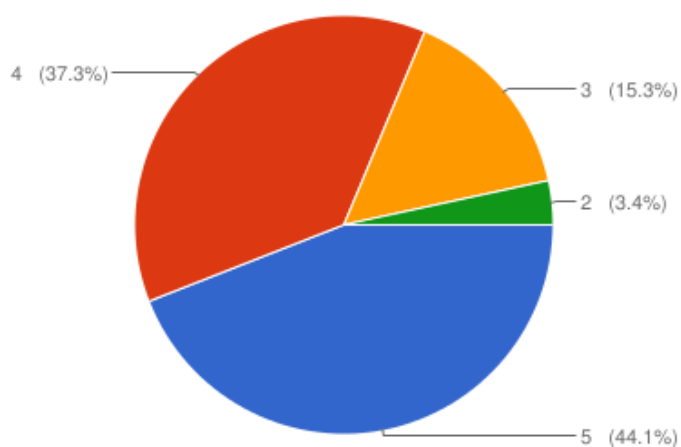


| variant | n | % |
|---------|----|------|
| 5 | 38 | 64.4 |
| 4 | 14 | 23.7 |
| 3 | 3 | 5.1 |
| 1 | 2 | 3.4 |

| | | |
|-------|----|-----|
| 2 | 2 | 3.4 |
| kokku | 59 | |

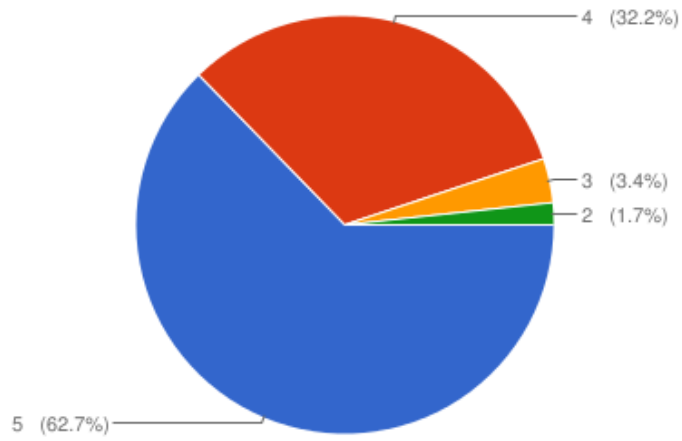
2. INFO KOOLIS

2.1. Koolis toimuva kohta saan infot: Palun vasta skaalal: 1 - ei saa sealt üldse infot ja 5 - põhiline infoallikas oma lapselt



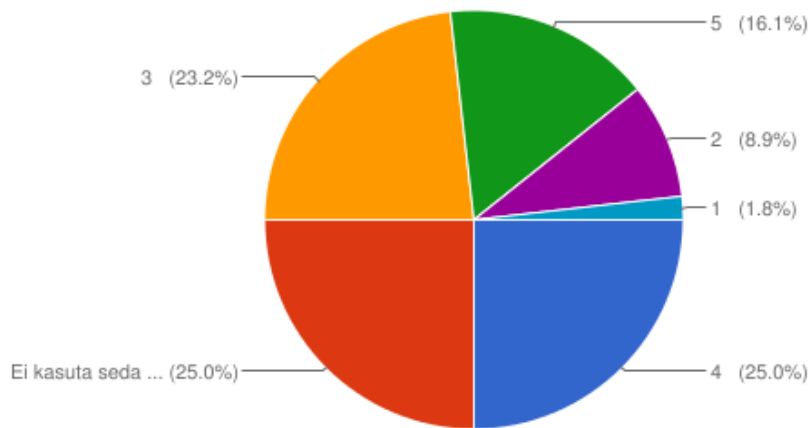
| variant | n | % |
|---------|----|------|
| 5 | 26 | 44.1 |
| 4 | 22 | 37.3 |
| 3 | 9 | 15.3 |
| 2 | 2 | 3.4 |
| kokku | 59 | |

e-koolist



| variant | n | % |
|---------|----|------|
| 5 | 37 | 62.7 |
| 4 | 19 | 32.2 |
| 3 | 2 | 3.4 |
| 2 | 1 | 1.7 |
| kokku | 59 | |

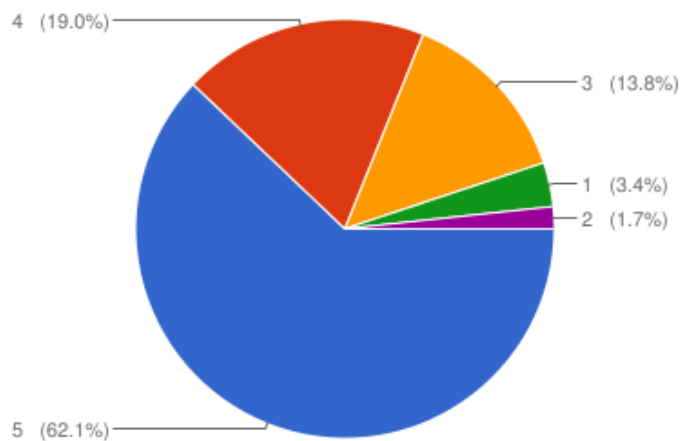
kooli kodulehelt



| variant | n | % |
|------------------------|----|------|
| 4 | 14 | 25.0 |
| Ei kasuta seda allikat | 14 | 25.0 |
| 3 | 13 | 23.2 |
| 5 | 9 | 16.1 |
| 2 | 5 | 8.9 |

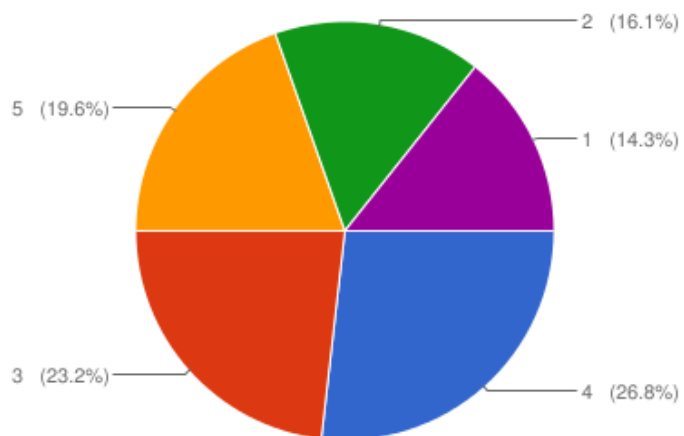
| | | |
|-------|----|-----|
| 1 | 1 | 1.8 |
| kokku | 56 | |

klassijuhatajalt



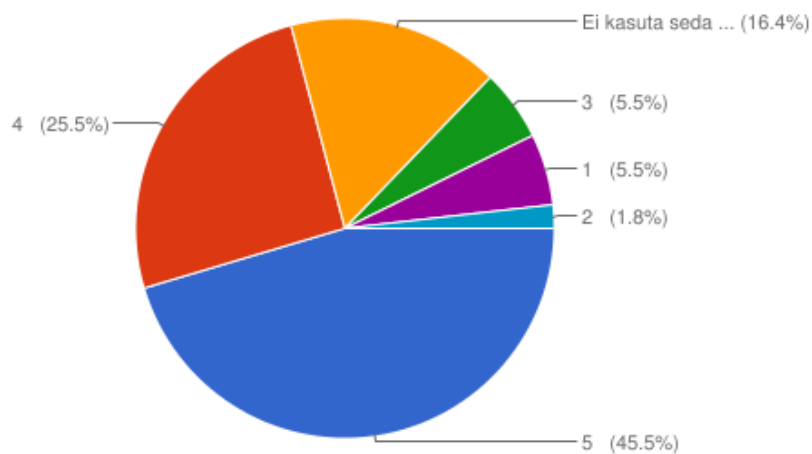
| variant | n | % |
|---------|----|------|
| 5 | 36 | 62.1 |
| 4 | 11 | 19.0 |
| 3 | 8 | 13.8 |
| 1 | 2 | 3.4 |
| 2 | 1 | 1.7 |
| kokku | 58 | |

kooli juhtkonnalt



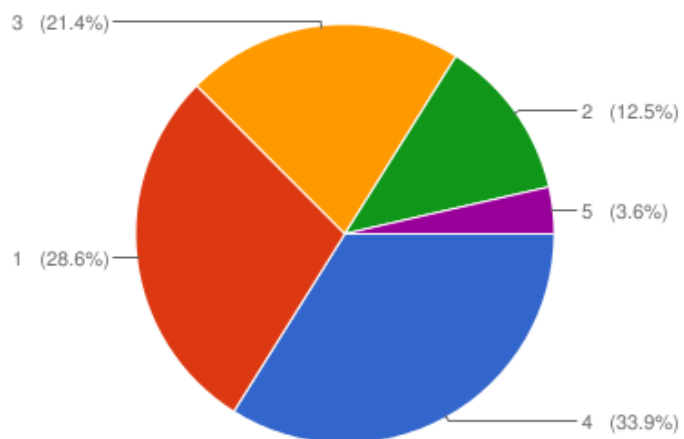
| variant | n | % |
|---------|----|------|
| 4 | 15 | 26.8 |
| 3 | 13 | 23.2 |
| 5 | 11 | 19.6 |
| 2 | 9 | 16.1 |
| 1 | 8 | 14.3 |
| kokku | 56 | |

klassi lastevanemate koosolekult



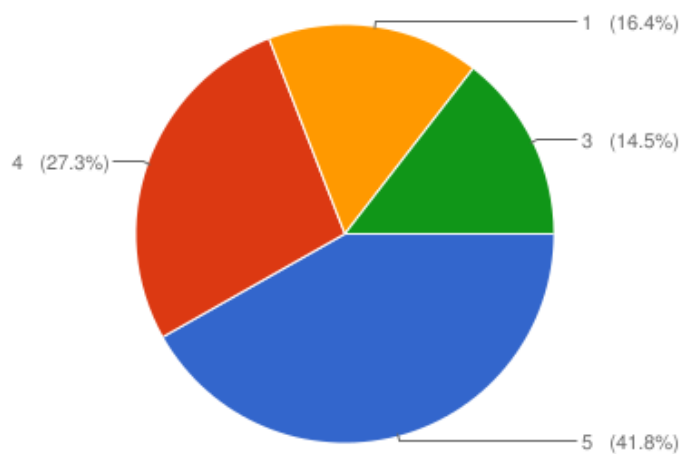
| variant | n | % |
|------------------------|----|------|
| 5 | 25 | 45.5 |
| 4 | 14 | 25.5 |
| Ei kasuta seda allikat | 9 | 16.4 |
| 3 | 3 | 5.5 |
| 1 | 3 | 5.5 |
| 2 | 1 | 1.8 |
| kokku | 55 | |

sõpradelt ja tuttavatel

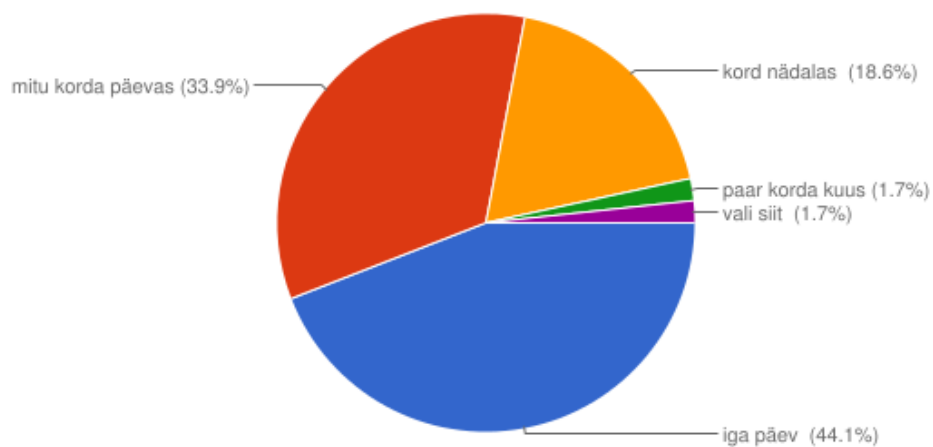


| variant | n | % |
|---------|----|------|
| 4 | 19 | 33.9 |
| 1 | 16 | 28.6 |
| 3 | 12 | 21.4 |
| 2 | 7 | 12.5 |
| 5 | 2 | 3.6 |
| kokku | 56 | |

kord veerandis lastevanemate õhtul



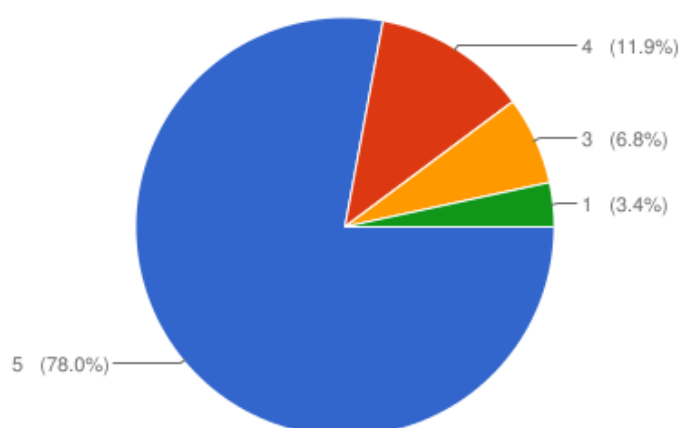
| variant | n | % |
|---------|----|------|
| 5 | 23 | 41.8 |
| 4 | 15 | 27.3 |
| 1 | 9 | 16.4 |
| 3 | 8 | 14.5 |

e-kooli külastan

| variant | n | % |
|-------------------|----|------|
| iga päev | 26 | 44.1 |
| mitu korda päevas | 20 | 33.9 |
| kord nädalas | 11 | 18.6 |
| paar korda kuus | 1 | 1.7 |
| vali siit | 1 | 1.7 |
| kokku | 59 | |

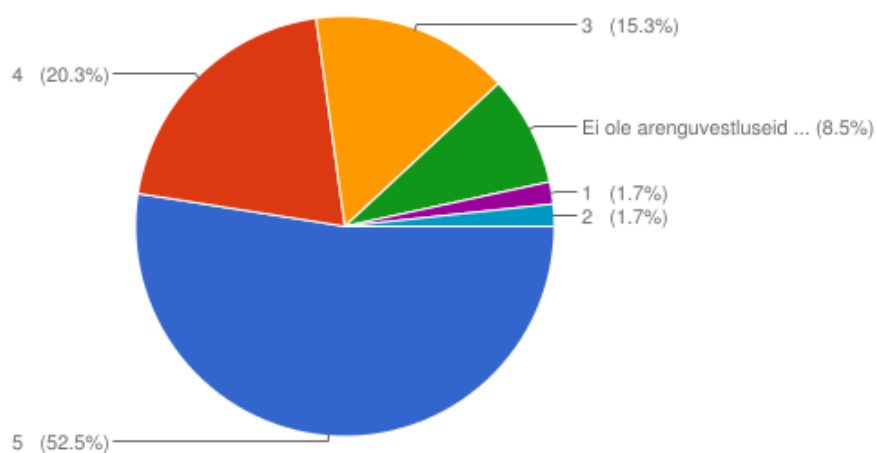
3. KODU JA KOOLI KOOSTÖÖ Palun vasta skaalal: 1 - ei nõustu üldse ja 5 - nõustun täielikult

3.1. Lapsevanemana on mul lihtne klassijuhatajaga suhelda



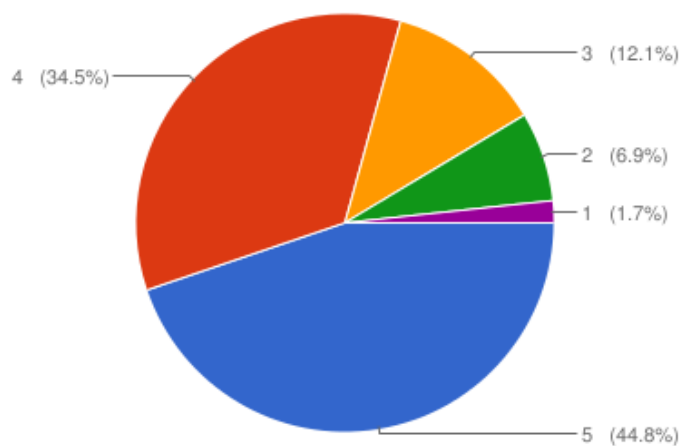
| variant | n | % |
|---------|----|------|
| 5 | 46 | 78.0 |
| 4 | 7 | 11.9 |
| 3 | 4 | 6.8 |
| 1 | 2 | 3.4 |
| kokku | 59 | |

3.2. Arenguvestlused lapse, lapsevanema ja klassijuhataja vahel peavad olema järjepidevad



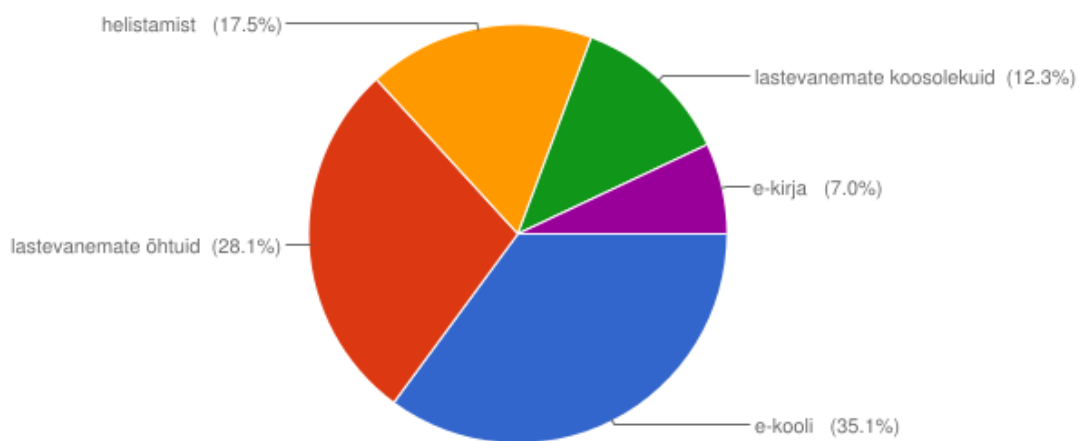
| variant | n | % |
|----------------------------------|----|------|
| 5 | 31 | 52.5 |
| 4 | 12 | 20.3 |
| 3 | 9 | 15.3 |
| Ei ole arenguvestluseid toimunud | 5 | 8.5 |
| 1 | 1 | 1.7 |
| 2 | 1 | 1.7 |
| kokku | 59 | |

3.3. Lapsevanemana on mul lihtne aineõpetajatega suhelda



| variant | n | % |
|---------|----|------|
| 5 | 26 | 44.8 |
| 4 | 20 | 34.5 |
| 3 | 7 | 12.1 |
| 2 | 4 | 6.9 |
| 1 | 1 | 1.7 |
| kokku | 58 | |

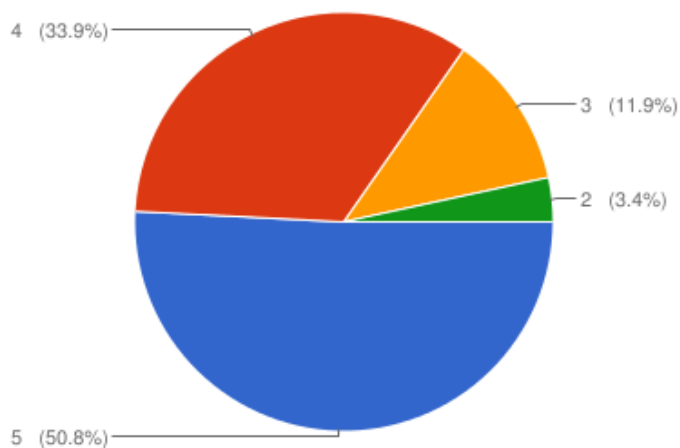
3.4. Lapsevanemana eelistan ma aineõpetajatega suhtlemiseks



| variant | n | % |
|---------------------------|----|------|
| e-kooli | 20 | 35.1 |
| lastevanemate õhtuid | 16 | 28.1 |
| helistamist | 10 | 17.5 |
| lastevanemate koosolekuid | 7 | 12.3 |

| | | |
|---------|----|-----|
| e-kirja | 4 | 7.0 |
| kokku | 57 | |

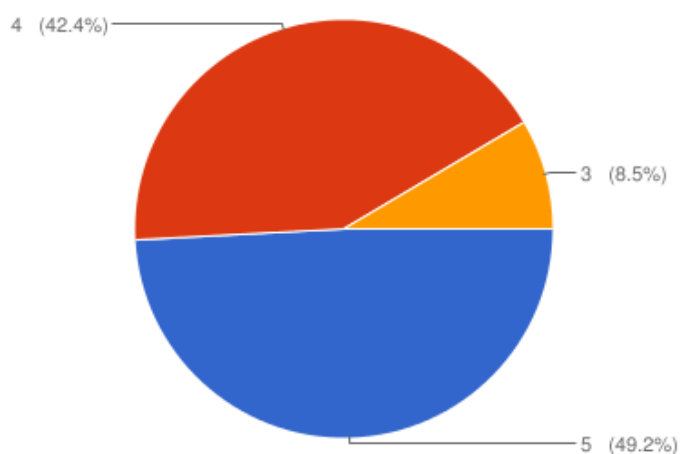
3.4. Hindan kooli ja kodu koostööd ...



| variant | n | % |
|---------|----|------|
| 5 | 30 | 50.8 |
| 4 | 20 | 33.9 |
| 3 | 7 | 11.9 |
| 2 | 2 | 3.4 |
| kokku | 59 | |

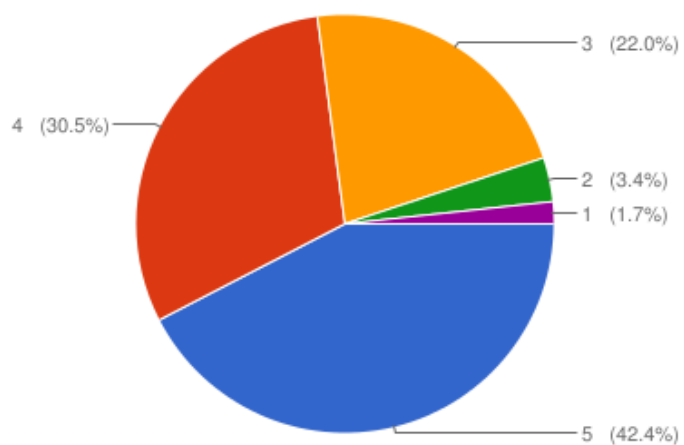
4. ÕPPETÖÖ Palun vasta skaalal: 1 - ei nõustu üldse ja 5 - nõustun täielikult

4.1. Minu lapse õpetajad on asjatundlikud



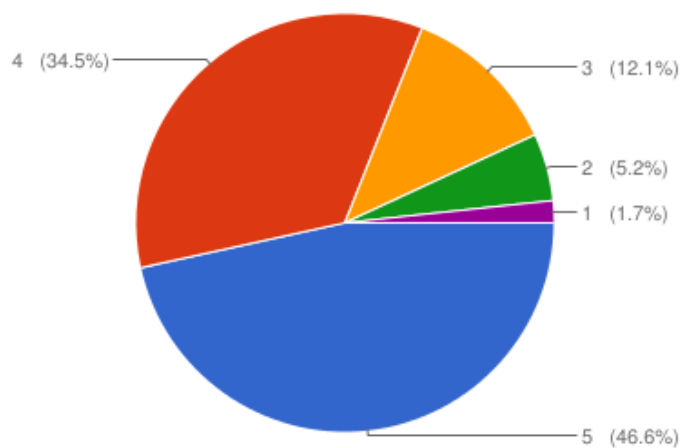
| variant | n | % |
|---------|----|------|
| 5 | 29 | 49.2 |
| 4 | 25 | 42.4 |
| 3 | 5 | 8.5 |
| kokku | 59 | |

4.2. Minu lapse õpetajad arvestavad lapse individuaalsusega



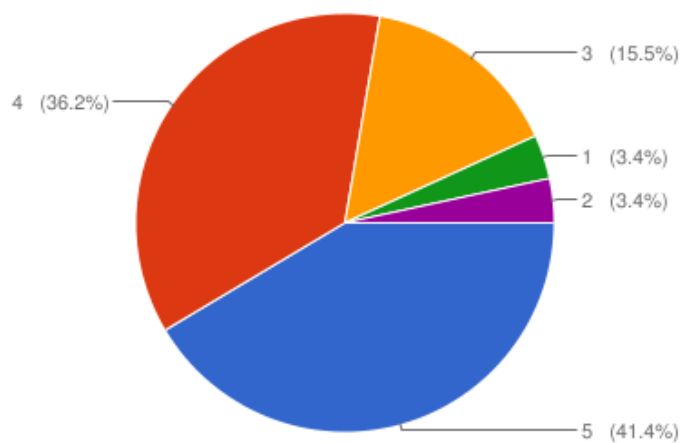
| variant | n | % |
|---------|----|------|
| 5 | 25 | 42.4 |
| 4 | 18 | 30.5 |
| 3 | 13 | 22.0 |
| 2 | 2 | 3.4 |
| 1 | 1 | 1.7 |
| kokku | 59 | |

4.3. Õpetajad selgitavad lapsele, mida ta on teinud hästi



| variant | n | % |
|---------|----|------|
| 5 | 27 | 46.6 |
| 4 | 20 | 34.5 |
| 3 | 7 | 12.1 |
| 2 | 3 | 5.2 |
| 1 | 1 | 1.7 |
| kokku | 58 | |

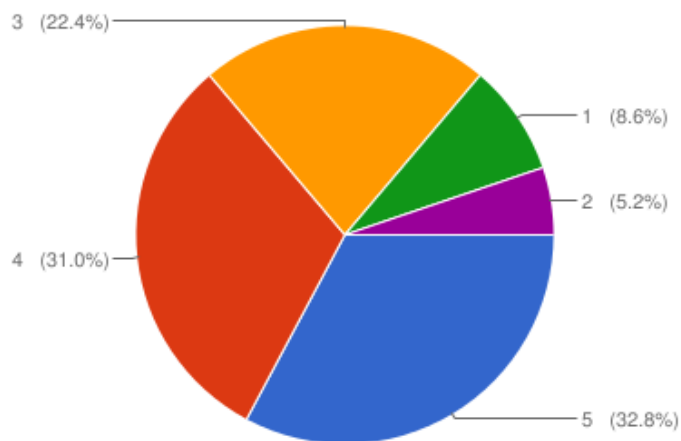
4.4. Õpetajad selgitavad lapsele, mida ta saaks teha paremini



| variant | n | % |
|---------|----|------|
| 5 | 24 | 41.4 |
| 4 | 21 | 36.2 |
| 3 | 9 | 15.5 |
| 1 | 2 | 3.4 |

| | | |
|-------|----|-----|
| 2 | 2 | 3.4 |
| kokku | 58 | |

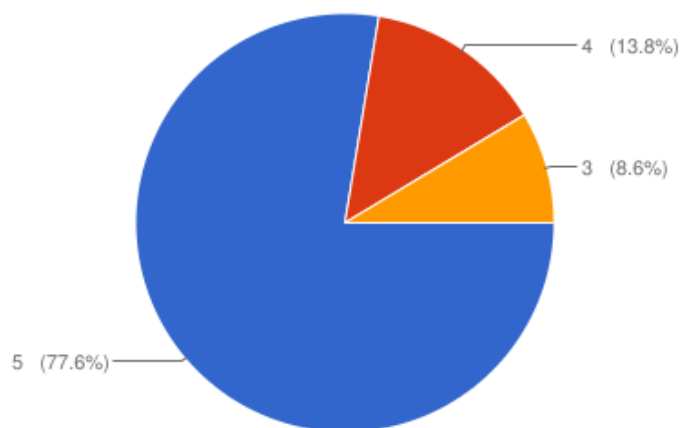
4.5. Õpetajad arvestavad lapse arvamustega



| variant | n | % |
|---------|----|------|
| 5 | 19 | 32.8 |
| 4 | 18 | 31.0 |
| 3 | 13 | 22.4 |
| 1 | 5 | 8.6 |
| 2 | 3 | 5.2 |
| kokku | 58 | |

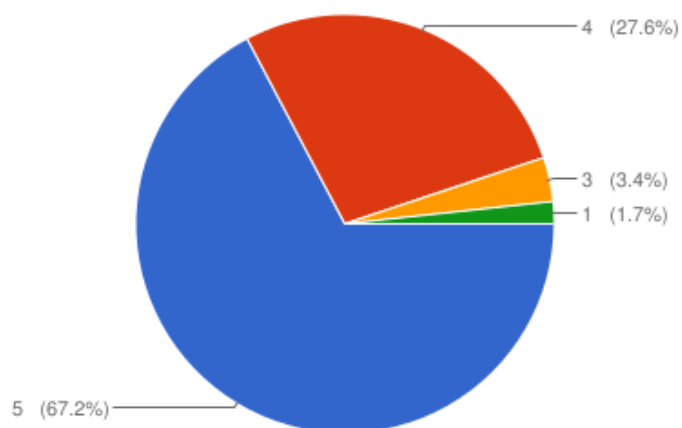
5. HUVITEGEVUS Palun vasta skaalal: 1 - ei nõustu üldse ja 5 - nõustun täielikult

5.1. Koolis pakutakse õpilastele võimalusi huvitegevuseks



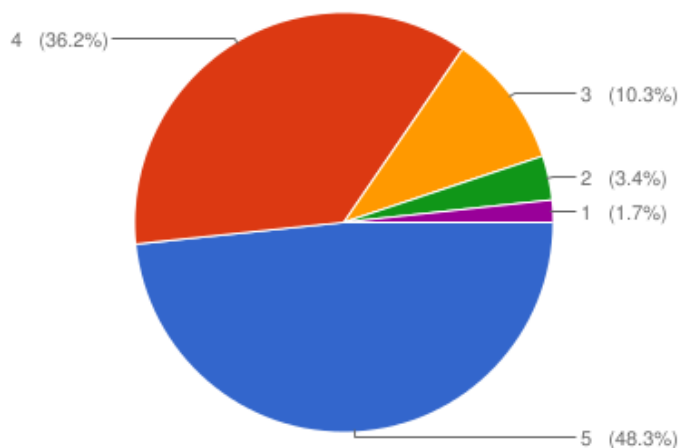
| variant | n | % |
|---------|----|------|
| 5 | 45 | 77.6 |
| 4 | 8 | 13.8 |
| 3 | 5 | 8.6 |
| kokku | 58 | |

5.2. Kool võimaldab lapsel osaleda konkurssidel, võistlustel, projektides jms



| variant | n | % |
|---------|----|------|
| 5 | 39 | 67.2 |
| 4 | 16 | 27.6 |
| 3 | 2 | 3.4 |
| 1 | 1 | 1.7 |
| kokku | 58 | |

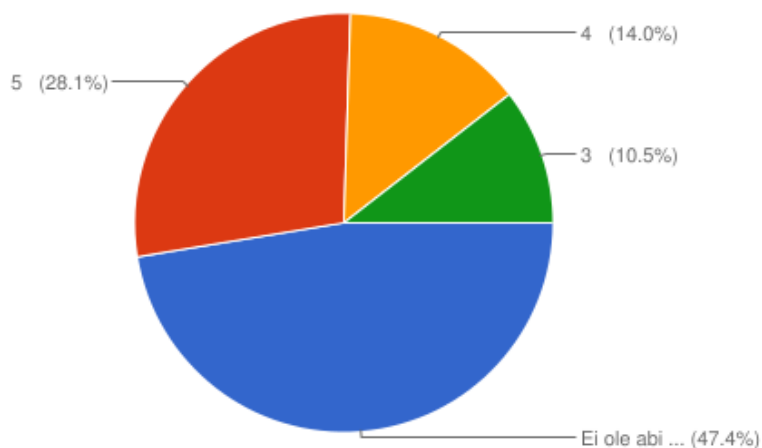
5.3. Õppetöö jätab lastele piisavalt aega huvitegevuseks



| variant | n | % |
|---------|----|------|
| 5 | 28 | 48.3 |
| 4 | 21 | 36.2 |
| 3 | 6 | 10.3 |
| 2 | 2 | 3.4 |
| 1 | 1 | 1.7 |
| kokku | 58 | |

6. TUGISÜSTEEMIDE RAKENDAMINE Palun vasta skaalal: 1 - ei nõustu üldse ja 5 - nõustun täielikult

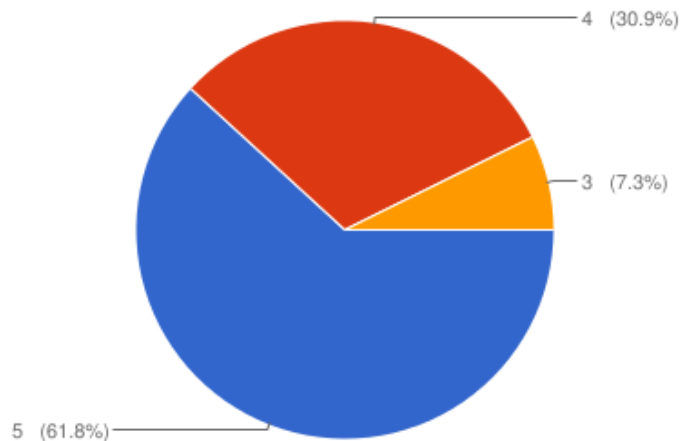
6.1. Õppimiskustega lapsed saavad koolist abi



| variant | n | % |
|--------------------|----|------|
| Ei ole abi vajanud | 27 | 47.4 |

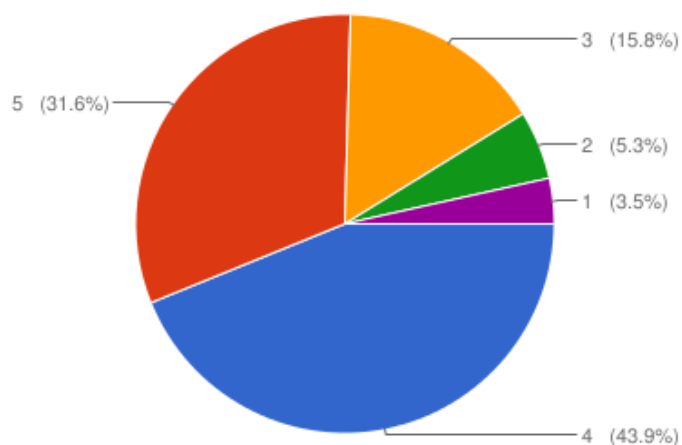
| | | |
|-------|----|------|
| 5 | 16 | 28.1 |
| 4 | 8 | 14.0 |
| 3 | 6 | 10.5 |
| kokku | 57 | |

6.2. Koolis on võimalik saada järeleaitamistunde ja konsultatsioone



| variant | n | % |
|---------|----|------|
| 5 | 34 | 61.8 |
| 4 | 17 | 30.9 |
| 3 | 4 | 7.3 |
| kokku | 55 | |

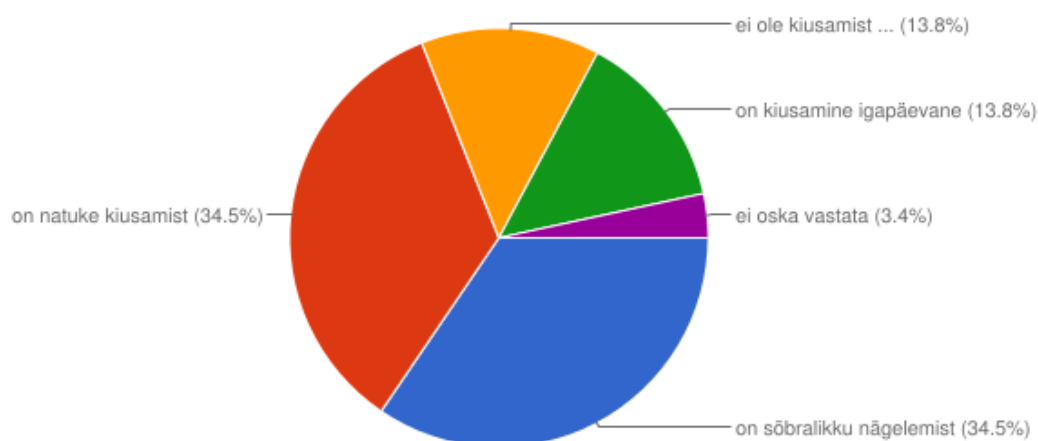
6.4. Kool pakub võimalusi andekuse arendamiseks



| variant | n | % |
|---------|----|------|
| 4 | 25 | 43.9 |
| 5 | 18 | 31.6 |
| 3 | 9 | 15.8 |
| 2 | 3 | 5.3 |
| 1 | 2 | 3.5 |
| kokku | 57 | |

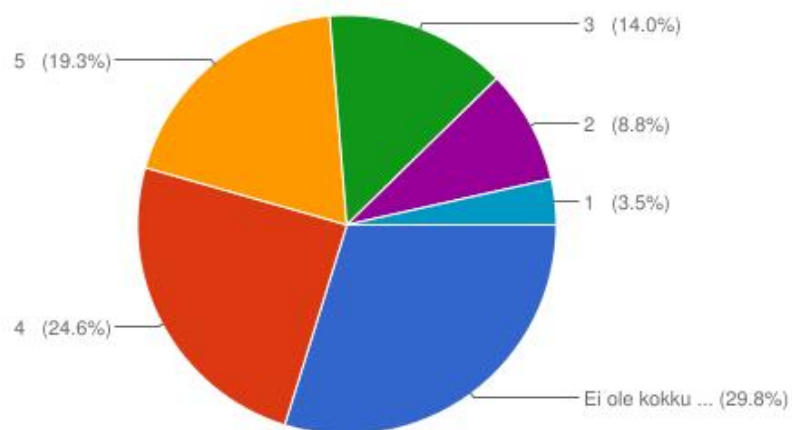
7. KOOLIKESKKOND ja -KORRALDUS

7.1. Minu lapse koolis vali sobiv vastus



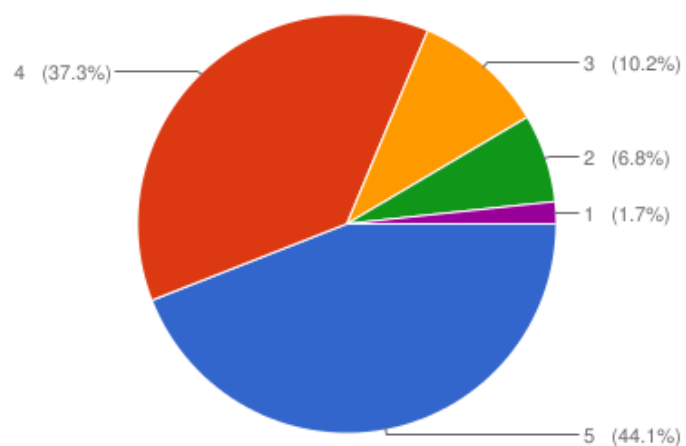
| variant | n | % |
|-------------------------------------|----|------|
| on sõbralikku nägemist | 20 | 34.5 |
| on natuke kiusamist | 20 | 34.5 |
| ei ole kiusamist ega koolivägivalda | 8 | 13.8 |
| on kiusamine igapäevane | 8 | 13.8 |
| ei oska vastata | 2 | 3.4 |
| kokku | 58 | |

7.2. Mu lapse koolis reageeritakse koolikiusamise juhtumitele Palun vasta skaalal: 1 - juhtumid jäetakse tähelepanuta ja 5 - tegeletakse tõsiselt



| variant | n | % |
|-----------------------|----|------|
| Ei ole kokku puutunud | 17 | 29.8 |
| 4 | 14 | 24.6 |
| 5 | 11 | 19.3 |
| 3 | 8 | 14.0 |
| 2 | 5 | 8.8 |
| 1 | 2 | 3.5 |
| kokku | 57 | |

7.3. Olen rahul toitlustamise korraldusega koolis

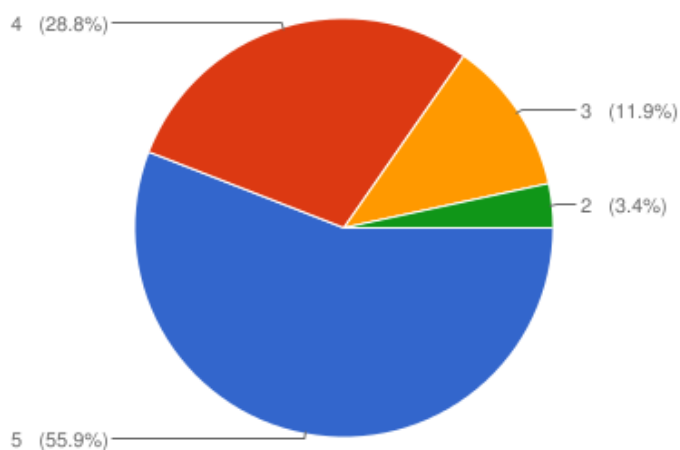


| variant | n | % |
|---------|----|------|
| 5 | 26 | 44.1 |
| 4 | 22 | 37.3 |
| 3 | 6 | 10.2 |

| | | |
|-------|----|-----|
| 2 | 4 | 6.8 |
| 1 | 1 | 1.7 |
| kokku | 59 | |

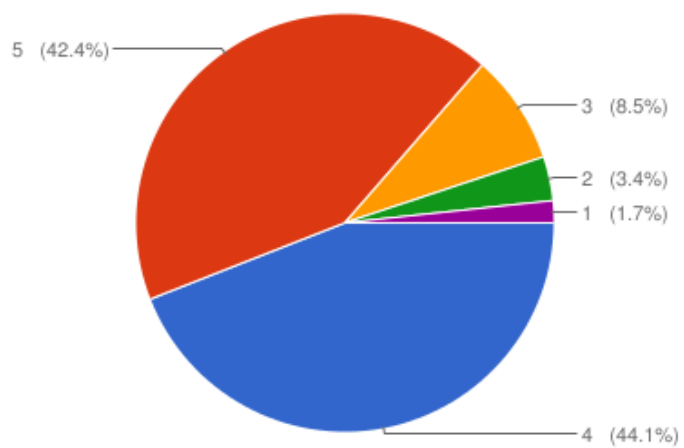
8. KOOLI MAINE JA ÜLDINE RAHULOLU KOOLIGA Palun vasta skaalal: 1 - ei nõustu üldse ja 5 - nõustun täielikult

8.1. Minu lapse koolil on hea maine



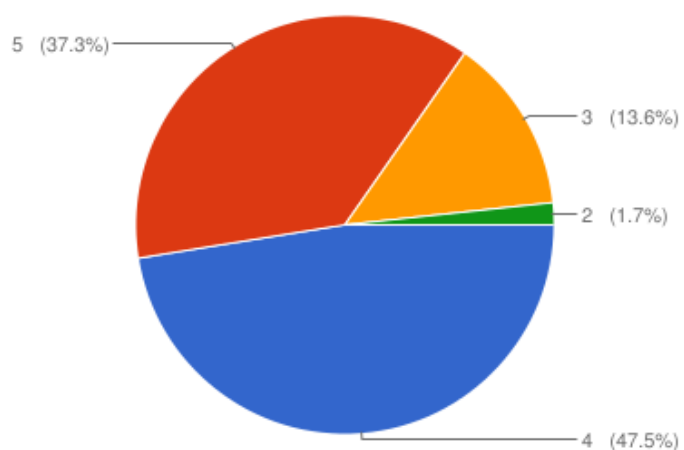
| variant | n | % |
|---------|----|------|
| 5 | 33 | 55.9 |
| 4 | 17 | 28.8 |
| 3 | 7 | 11.9 |
| 2 | 2 | 3.4 |
| kokku | 59 | |

8.2. Hindan enda lapse õppimise soovi, tahet ...



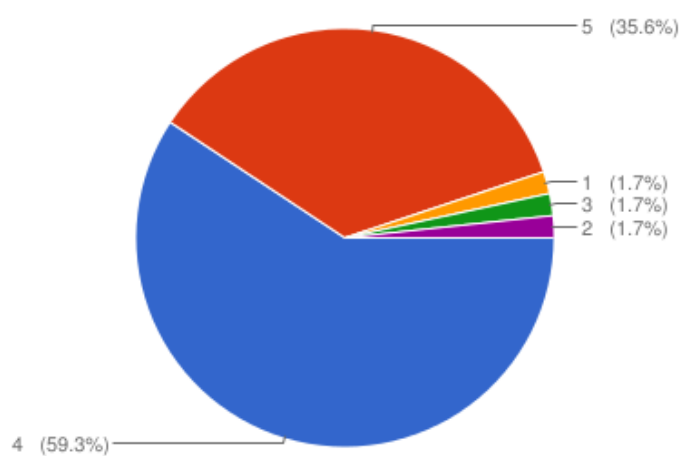
| variant | n | % |
|---------|----|------|
| 4 | 26 | 44.1 |
| 5 | 25 | 42.4 |
| 3 | 5 | 8.5 |
| 2 | 2 | 3.4 |
| 1 | 1 | 1.7 |
| kokku | 59 | |

8.3. Mu lapsel läheb koolis ...



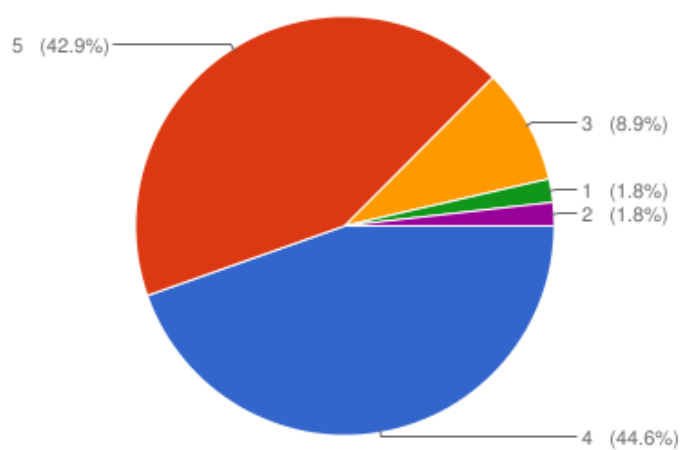
| variant | n | % |
|---------|----|------|
| 4 | 28 | 47.5 |
| 5 | 22 | 37.3 |
| 3 | 8 | 13.6 |
| 2 | 1 | 1.7 |

8.4. Mu lapse koolis omandatud haridus võimaldab õpilastel tulevikus hästi hakkama saada



| variant | n | % |
|---------|----|------|
| 4 | 35 | 59.3 |
| 5 | 21 | 35.6 |
| 1 | 1 | 1.7 |
| 3 | 1 | 1.7 |
| 2 | 1 | 1.7 |
| kokku | 59 | |

8.6. Olen oma lapse kooliga rahul

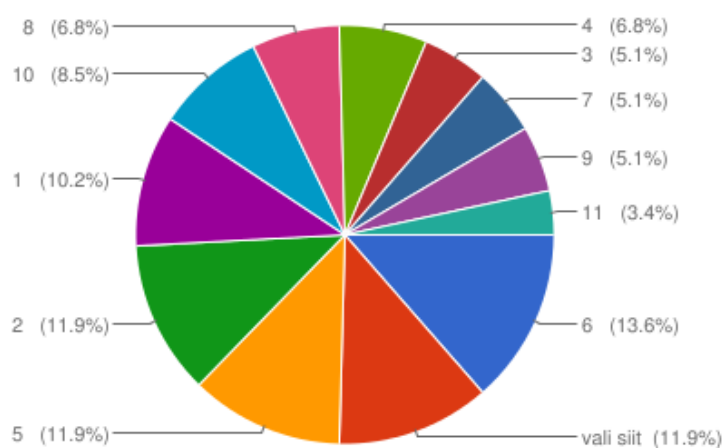


| variant | n | % |
|---------|----|------|
| 5 | 25 | 42.9 |
| 4 | 20 | 44.6 |
| 3 | 5 | 8.9 |
| 1 | 1 | 1.8 |
| 2 | 1 | 1.8 |
| kokku | 59 | |

| | | |
|-------|----|------|
| 4 | 25 | 44.6 |
| 5 | 24 | 42.9 |
| 3 | 5 | 8.9 |
| 1 | 1 | 1.8 |
| 2 | 1 | 1.8 |
| kokku | 56 | |

TAUSTANDMED

Minu laps õpib



| variant | n | % |
|-----------|---|------|
| 6 | 8 | 13.6 |
| vali siit | 7 | 11.9 |
| 5 | 7 | 11.9 |
| 2 | 7 | 11.9 |
| 1 | 6 | 10.2 |
| 10 | 5 | 8.5 |
| 8 | 4 | 6.8 |
| 4 | 4 | 6.8 |
| 3 | 3 | 5.1 |
| 7 | 3 | 5.1 |
| 9 | 3 | 5.1 |

11

2

3.4

kokku

59